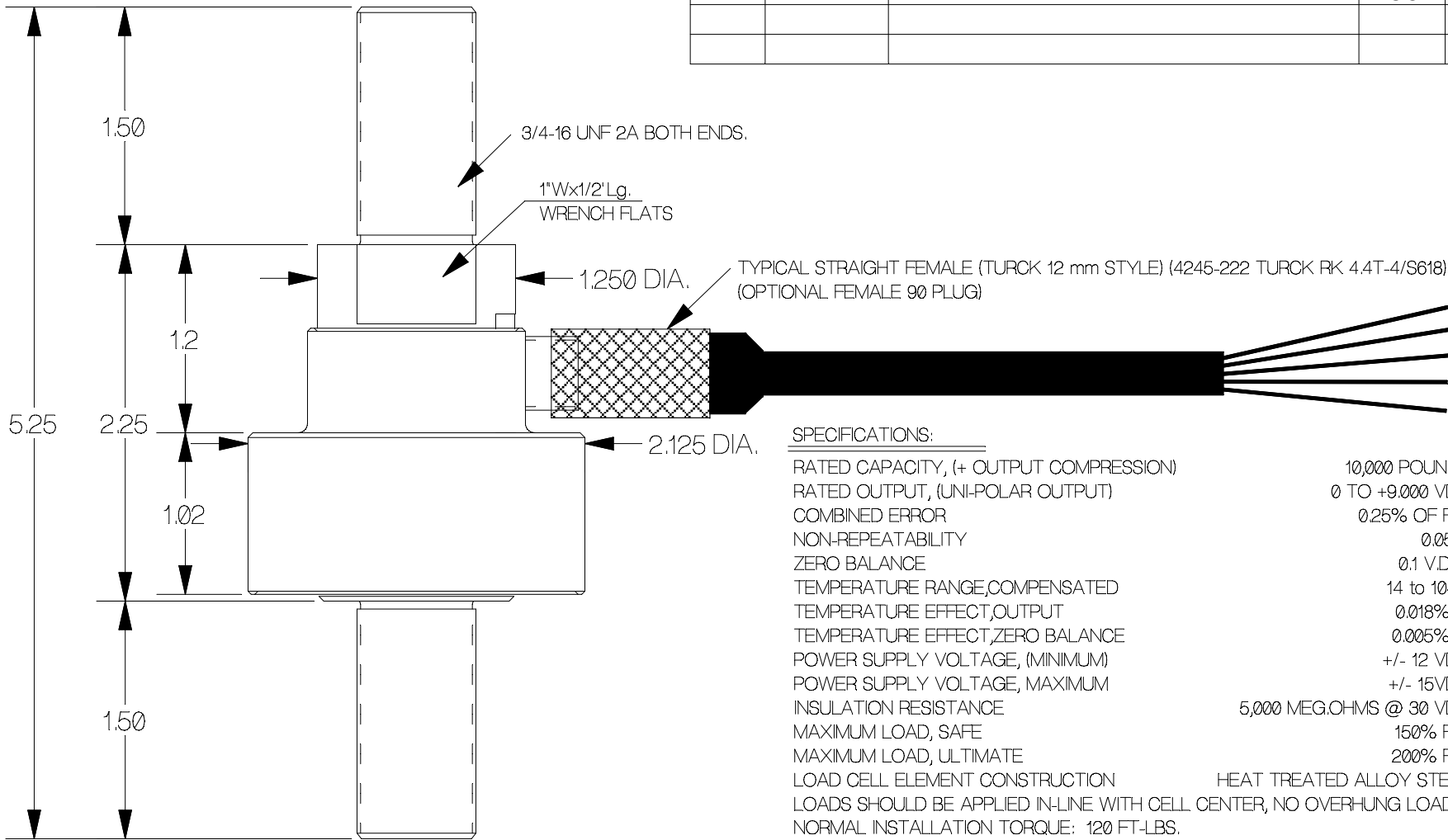
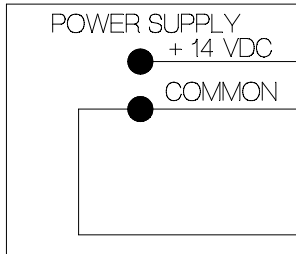


REV	DATE	DESCRIPTION	ECO	SIGN

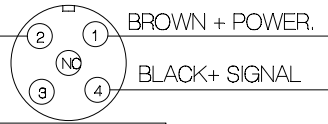


SPECIFICATIONS:

RATED CAPACITY, (+ OUTPUT COMPRESSION)	10,000 POUNDS
RATED OUTPUT, (UNI-POLAR OUTPUT)	0 TO +9.000 VDC
COMBINED ERROR	0.25% OF F.S.
NON-REPEATABILITY	0.05%
ZERO BALANCE	0.1 V.D.C.
TEMPERATURE RANGE, COMPENSATED	14 to 104F.
TEMPERATURE EFFECT, OUTPUT	0.018%/F.
TEMPERATURE EFFECT, ZERO BALANCE	0.005%/F.
POWER SUPPLY VOLTAGE, (MINIMUM)	+/- 12 VDC
POWER SUPPLY VOLTAGE, MAXIMUM	+/- 15VDC
INSULATION RESISTANCE	5,000 MEG.OHMS @ 30 VDC
MAXIMUM LOAD, SAFE	150% F.S.
MAXIMUM LOAD, ULTIMATE	200% F.S.
LOAD CELL ELEMENT CONSTRUCTION	HEAT TREATED ALLOY STEEL
LOADS SHOULD BE APPLIED IN-LINE WITH CELL CENTER, NO OVERHUNG LOADS.	
NORMAL INSTALLATION TORQUE: 120 FT-LBS.	
240 FT-LBS OR MORE WILL RESULT IN UN-REPAIRABLE DAMAGE.	



TURK FS 4.5/18.25 or EQ.
(RECEPTACLE FRONT SIDE)



WIRE COLOR CODE:

		PIN NO.
+ 14 V.D.C.	BROWN	1
- OUTPUT AND POWER SUPPLY COMMON	WHITE	2
+ OUTPUT	BLACK	4

TOLERANCES UNLESS OTHERWISE SPECIFIED:
 .XXX = ± 0.005
 .XX = ± 0.015
 .X = ± 0.025

SCALE: FULL



Designed By: **METTERT**
 Date: **3/25/06**

Drawn By:
 Date:

Approved By:
 Date:

Title / Description:
**10KLB UNIVERSAL LOAD CELL
 WITH 0 to 9.000 VDC OUTPUT**

Dwg. Size: **A**
 Dwg. Type: **FAB**

Page 1 of 1

Part No. **TT53V10K**

File Name **16115SP.FCW**

Doc. No. **16115**