


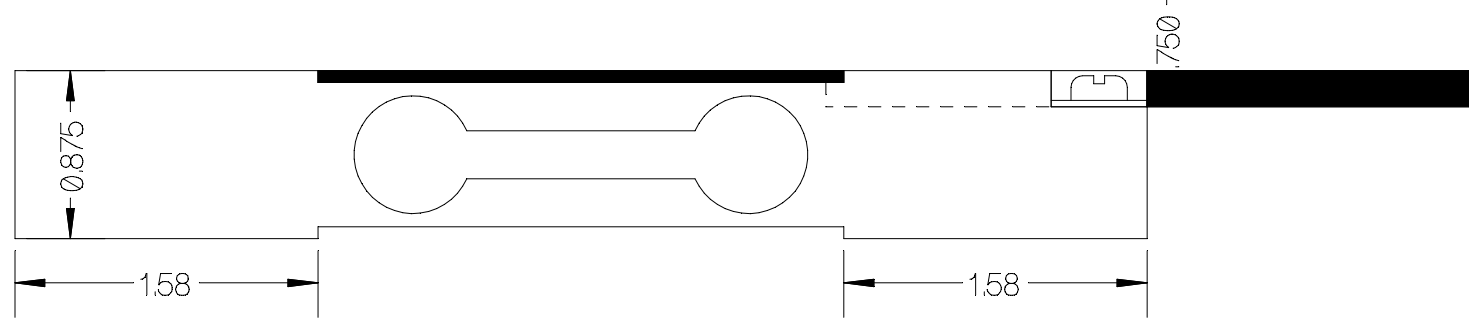
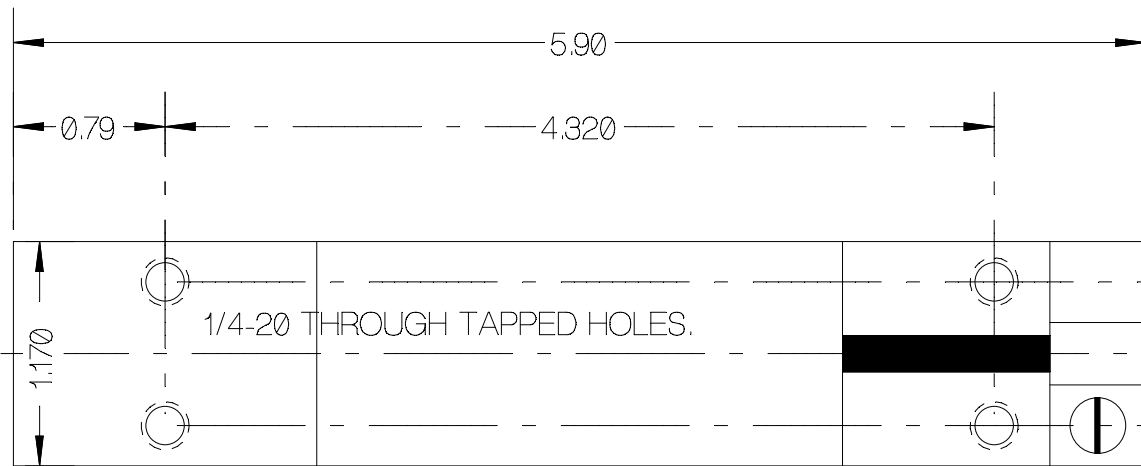
INTERNAL PLUG
 RED + SIG.
 WHITE - SIG.
 GREEN + EXC.
 BLACK - EXC.

EXTERNAL M8 CABLE
 BLACK
 WHITE
 BROWN
 BLUE

REV	DATE	DESCRIPTION	ECO	SIGN
1	12/23/97	RELEASE TO PILOT	591	RAB

* Combined effects of Non-linearity and Hysteresis: The maximum deviation from the straight line, drawn between the original no-load and Rated capacity, expressed as a percent of Rated Output and measured on increasing and decreasing load.
 ** 1/2 the Rated Capacity, 1/2 the distance from the load cell neutral axis on a 16 x 16 inch platform.

Rated Capacity	100 LBS
Rate Output, typical	2 mV/V
Combined Error	<0.05 %*
Non-repeatability	0.01 %
Creep, 30 minutes	0.05 %
Zero Balance	± 10 %
Temperature Range, Compensated	+ 14 to + 104° F
Temperature Effect, Output	0.05 % of load / 100° F
Temperature Effect, Zero Balance	0.15% / 100° F
Input Impedance	410 Ohms ± 10 %
Output Impedance	350 Ohms ± 1 %
Insulation Resistance	5000 Megohms at 50 VDC
Maximum Load, Safe	150 %
Maximum Load, Ultimate	200 %
Eccentric Load Sensitivity	0.025%/inch**
Deflection at Rated Capacity	0.02 inch
Weight, approximate	1 pounds
Construction	Aluminum



Designed By: Mettert	Date: 12/22/97
Drawn By:	Date:
Approved By:	Date:

Title / Description: SS5400M8-100LB PLATFORM LOAD CELL SPECIFICATIONS	
Dwg. Size: B	Dwg. Type: SPEC
Page 1 of 1	

Part No. SS5400M8-100LB
File Name SS5400M8-100LB
Doc. No. SS5400M8-100LB